



自鎖螺母

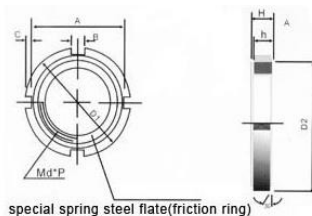
不需使用華司



CHIN SING

進興精工

Material option:
 SAE1008 Low Carbon Steel
 C1045 Medium Carbon Steel
 SUS304 Stainless Steel



SUS301

Lock Nuts NO.	Thread(d*p)	D1	D2	A	C	B	h	H	Kg
AN00	M 10*0.75	18 0-0.2	13 +0.2	14(14.4)	0-0.2	2(1.8)	3 0.1	4 5.2	0.3 0.0070
AN01	M 12*1	22 0-0.2	17 +0.2	18(18.4)	0-0.2	2(1.8)	3 0.1	4 5.4	0.3 0.0075
AN02	M 15*1	25 0-0.5	21 0-0.5	21(21.4)	0-0.5	2(1.8)	4 0.2	5 6.5	0.5 0.0100
AN03	M 17*1	28 0-0.5	24 0-0.5	24(24.2)	0-0.5	2(1.9)	4 0.2	5 6.4	0.5 0.0140
AN04	M 20*1	32 0-0.5	26 0-0.5	28(28.4)	0-0.5	2(1.8)	4 0.2	6 7.7	0.5 0.0220
AN05	M 25*1.5	38 0-0.5	32 0-0.5	34	0-0.5	2	5 0.2	7 9.1	0.5 0.0350
AN06	M 30*1.5	45 0-0.5	38 0-0.5	41	0-0.5	2	5 0.2	7 9.1	0.8 0.0480
AN07	M35*1.5	52 0-0.5	44 0-0.5	48	0-0.5	2	5 0.2	8 10.2	0.8 0.0750
AN08	M 40*1.5	58 0-0.5	50 0-0.5	53	0-0.5	2.5	6 0.2	9 11.2	0.8 0.0980
AN09	M 45*1.5	65 0-0.5	56 0-0.5	60	0-0.5	2.5	6 0.2	10 12.5	1.0 0.1400
AN10	M 50*1.5	70 0-0.5	61 0-0.5	65	0-0.5	2.5	6 0.2	11 13.5	1.0 0.1670
AN11	M 55*2	75 0-0.5	67 0-0.5	69	0-0.5	3	7 0.2	11 13.5	1.0 0.1700
AN12	M 60*2	80 0-0.5	73 0-0.5	74	0-0.5	3	7 0.2	11 13.5	1.0 0.1950
AN13	M 65*2	85 0-0.5	79 0-0.5	79	0-0.5	3	7 0.2	12 15.0	1.5 0.2240
AN14	M 70*2	92 0-0.5	85 0-0.5	85	0-0.5	3.5	8 0.2	12 15.0	1.5 0.2920
AN15	M 75*2	98 0-0.5	90 0-0.5	91	0-0.5	3.5	8 0.2	13 15.8	1.5 0.3300
AN16	M 80*2	105 0-0.5	95 0-0.5	98	0-0.5	3.5	8 0.2	15 18.6	1.5 0.4200
AN17	M 85*2	110 0-0.5	102 0-0.75	103	0-0.5	3.5	8 0.2	16 19.2	1.5 0.5050
AN18	M 90*2	120 0-0.5	108 0-0.75	112	0-0.5	4	10 0.3	16 20.3	1.5 0.6900
AN19	M 95*2	125 0-0.5	113 0-0.75	117	0-0.5	4	10 0.3	17 21.3	1.5 0.7550
AN20	M 100*2	130 0-0.5	120 0-0.75	122	0-0.5	4	10 0.3	18 22.3	1.5 0.8550

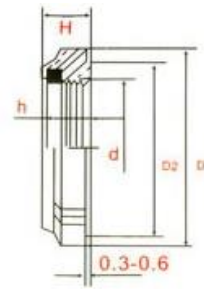
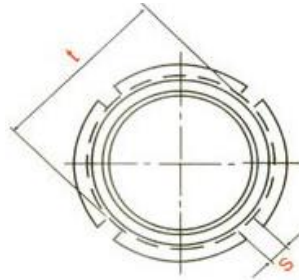
Dismiss the traditional manufacturing method

Prolong the life cycle of machinery

Increase the manufacturing efficiency

Raise the machinery safety

Self-Locking Nuts



GUK

Item NO.	Thread*pitch	H	h	D	D2	t	S	No.of Grooves for Hook	KG
		mm	mm	mm	mm	mm	mm		
GUK00	M10*0.75	7.4	4.5	18	15	15	3	4	0.009
GUK01	M12*1.0	7.4	4.5	21	18	18	3	4	0.009
GUK02	M15*1.0	8.4	5.5	24	21	21	4	4	0.012
GUK03	M17*1.0	8.4	5.5	28	24	24	4	4	0.018
GUK04	M20*1.0	9.4	6.5	32	27	27	4	4	0.025
GUK05	M25*1.5	10.3	6.5	38	33	33	5	4	0.035
GUK06	M30*1.5	10.9	6.5	44	38	38	5	4	0.046
GUK07	M35*1.5	11.1	7	50	44	44	5	4	0.062
GUK08	M40*1.5	12.1	8.2	56	50	50	6	4	0.080
GUK09	M45*1.5	12.1	8.2	62	55	55	6	4	0.095
GUK10	M50*1.5	12.7	8.5	68	61	61	6	4	0.130
GUK11	M55*2.0	13.2	8.5	75	68	68	7	6	0.160
GUK12	M60*2.0	13.2	8.5	80	73	73	7	6	0.170
GUK13	M65*2.0	14.3	9.5	85	77	77	7	6	0.185
GUK14	M70*2.0	14.3	9.5	92	84	84	8	6	0.230
GUK15	M75*2.0	15.3	10.5	98	89	89	8	6	0.270
GUK16	M80*2.0	16.3	11.5	105	96	96	8	8	0.340
GUK17	M85*2.0	17.3	12.5	110	100	100	8	8	0.390
GUK18	M90*2.0	17.5	12.5	120	110	110	10	8	0.540
GUK19	M95*2.0	18.5	13.5	125	115	115	10	8	0.600
GUK20	M100*2.0	19.5	14.5	130	120	120	10	8	0.680

*Unnecessary to add any tooth lock washer.

*Unnecessary to mill a keyway on the shaft and shorten its assembled time.

*Allow to be used after repeatedly screwing.

*Bearing any vibration and ensuring the integrated resistance when not tightened.

*The surface is galvanized to prevent rust.